


# Pressure control valve



JIS symbols

Refer to next page

## Features

- This is a direct acting type pressure control valve which can be used for a sequence valve, an unload valve, a counter balance valve and a relief valve in a combination of either internal or external pilot and drain.

## Nomenclature

\* - **JQ** \* - \* \*\* - \* \* - \*\* - \*

1 2 3 4 5 6 7 8 9

### (1) Nomenclature of applied fluid

No mark : Working oil with petroleum contents,  
Working oil with water/glycol  
F : Working oil with phosphoric acid ester

### (2) Model No.

JQ : JQ type pressure control valve

### (3) Check valve mark

No mark : Without check valve  
C : With check valve

### (4) Connections

G : Gasket attached type  
T : Screw connection type  
F : Flange connection type

### (5) Nominal diameter

03 : 3/8  
06 : 3/4  
10 : 1 1/4  
16 : 2

### (6) Function mark (refer to JIS hydraulic symbols) ★1

1, 2, 3, 4

### (7) Pressure adjusting range

A : 0.25~0.85MPa {2.5~8.5kgf/cm<sup>2</sup>}  
C : 0.85~3.5MPa {8.5~35kgf/cm<sup>2</sup>}  
E : 3.5~14MPa {35~140kgf/cm<sup>2</sup>}  
D : 1.75~7MPa {17.5~70kgf/cm<sup>2</sup>} ★2

### (8) Design number (design number is subject to change)

12 : Gasket attached type (G), Screw connection type (T)  
20 : Flange connection type (F)  
<In case of nominal diameter; 06 (3/4), 10 (1 1/4)>  
21 : Flange connection type (F)  
<In case that nominal diameter; 16 (2)>

### (9) Option number

No mark : Single pilot type  
(Internal or external pilot type)  
W : Double pilot type  
(Internal and external pilot type)

Note) ★1 2nd type is supplied as the standard products. If type 1,3, or 4 type is necessary, you might exchange it in accordance with exchange manual attached in the product. After exchanging, make an correction of the carved seal on the name plate of model code.

★2 Pressure adjusting range: D type is just applied to the case with a nominal diameter 16 (2).

## Specification

Model code			Nom. Dia.	Max. operating pressure MPa {kgf/cm <sup>2</sup> }	Pressure adjusting range MPa {kgf/cm <sup>2</sup> }	Max. flow rate L/min
Gasket attached type(G)	Screw connection type(T)	Flange connection type(F)				
JQ(C)-G03-*A-12	JQ(C)-T03-*A-12	—	3/8	21 {210}	0.25~0.85 {2.5~8.5}	50
JQ(C)-G03-*C-12-(W)	JQ(C)-T03-*C-12-(W)	—			0.85~3.5 {8.5~35}	
JQ(C)-G03-*E-12-(W)	JQ(C)-T03-*E-12-(W)	—			3.5~14 {35~140}	
JQ(C)-G06-*A-12	JQ(C)-T06-*A-12	JQC-F06-*A-20	3/4		0.25~0.85 {2.5~8.5}	120
JQ(C)-G06-*C-12-(W)	JQ(C)-T06-*C-12-(W)	JQC-F06-*C-20-(W)			0.85~3.5 {8.5~35}	
JQ(C)-G06-*E-12-(W)	JQ(C)-T06-*E-12-(W)	JQC-F06-*E-20-(W)			3.5~14 {35~140}	
JQ(C)-G10-*A-12	JQ(C)-T10-*A-12	JQC-F10-*A-20	1 1/4		0.25~0.85 {2.5~8.5}	280
JQ(C)-G10-*C-12-(W)	JQ(C)-T10-*C-12-(W)	JQC-F10-*C-20-(W)			0.85~3.5 {8.5~35}	
JQ(C)-G10-*E-12-(W)	JQ(C)-T10-*E-12-(W)	JQC-F10-*E-20-(W)			3.5~14 {35~140}	
—	—	JQC-F16-*D-21	2	1.75~7 {17.5~70}	500	
—	—	JQC-F16-*E-21		3.5~14 {35~140}		

## Weight (kg)





Model No.	①	②	③	Model No.	①	②	③	Model No.	②	③
JQ(C)-G03	3.5	3.8	4.3	JQ(C)-T03	2.9	3.1	3.6	JQC-F06	6.2	7.1
JQ(C)-G06	6	6.5	7.4	JQ(C)-T06	5	5.4	6.3	JQC-F10	3.5	15.2
JQ(C)-G10	11.5	12.8	14.5	JQ(C)-T10	9.8	11.1	12.8	JQC-F16	38.8	—





Note) Weight ① Single pilot type without check valve

② Single pilot type with check valve

③ Double pilot type with check valve

## (6) : JIS hydraulic symbols

Model code	JQ-***-1*	JQ-***-2*	JQ-***-3*	JQ-***-4*
Name	Relief	Sequence valve	Sequence valve	Unload valve
Pilot method	Internal pilot type	Internal pilot type	External pilot type	External pilot type
Drain method	Internal drain type	External drain type	External drain type	Internal drain type
JIS hydraulic symbols				

Model code	JQC-***-1*	JQC-***-2*	JQC-***-3*	JQC-***-4*
Name	Counter balance valve	Sequence valve with check valve	Sequence valve with check valve	Counter balance valve
Pilot method	Internal pilot type	Internal pilot type	External pilot type	External pilot type
Drain method	Internal drain type	External drain type	External drain type	Internal drain type
JIS hydraulic symbols				

Model code	JQC-***-1*-W	JQC-***-2*-W
Name	Counter balance valve	Counter balance valve
Pilot method	Internal · External pilot type	Internal · External pilot type
Drain method	Internal drain type	External drain type
JIS hydraulic symbols	